

ULTRASONIC WEB EDGE SENSOR

Links to further documents for this series:
[Installation guide](#)



UBA SERIES

Key-Features:

- Ultrasonic fork sensor for edge detection and web guiding
- Detection of lateral deviation
- Suitable for transparent foils
- Unaffected by air contamination
- Measurement range up to 13 mm (teachable)
- Analog output: 0...10 V, 4...20 mA (switchable)
- High repeatability and measurement frequency
- Protection class IP67
- Operating temperature 0...+60 °C

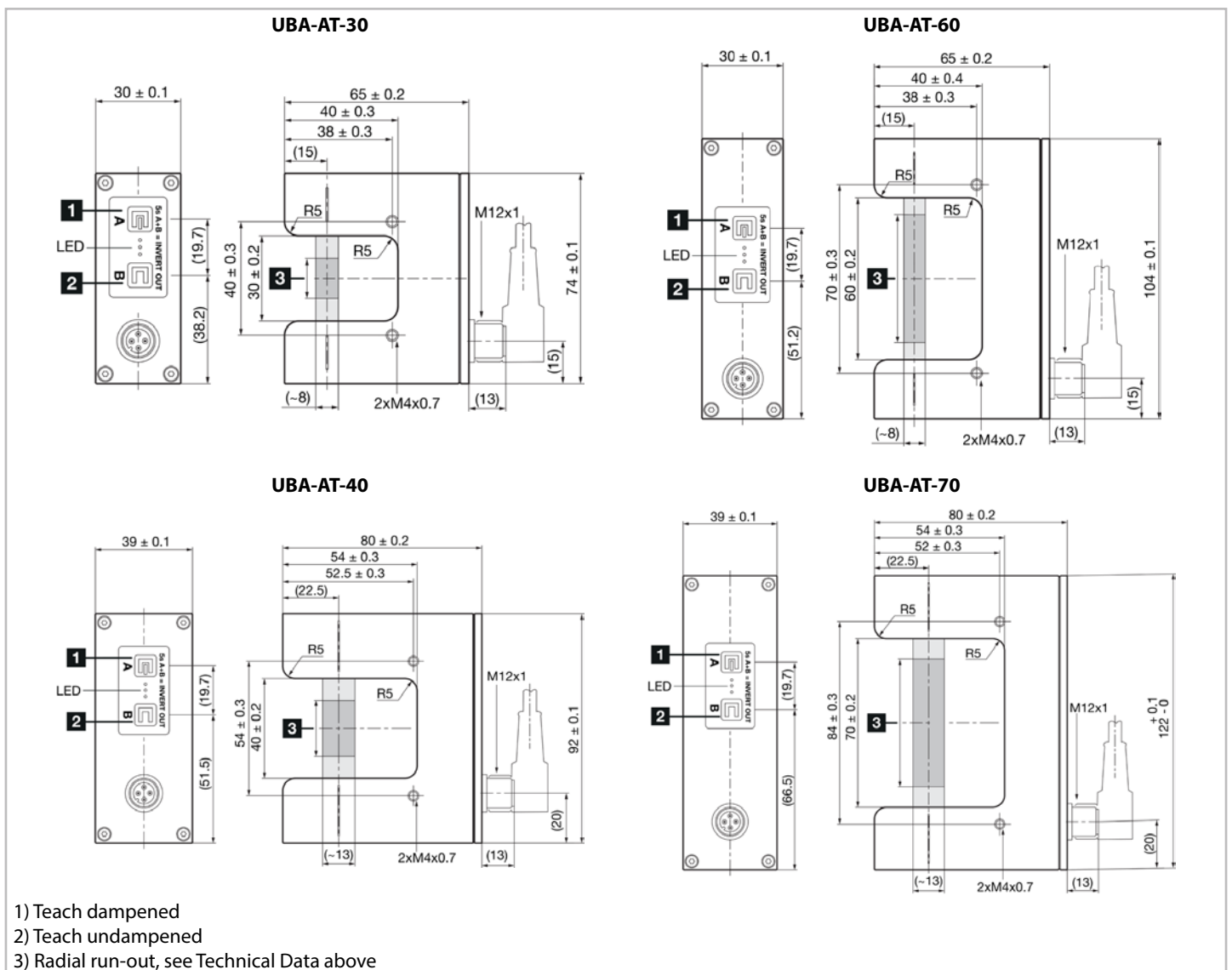
Content

Technical Data	2
Technical Drawing	2
Electrical Connection.....	3
Order Code.....	3
Accessories.....	3

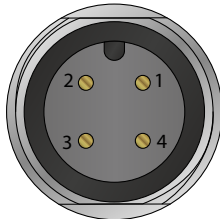
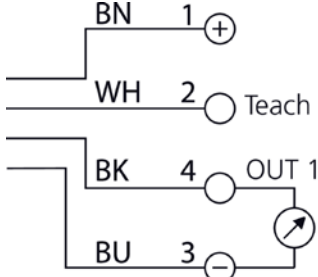
TECHNICAL DATA

		UBA-AT-30	UBA-AT-60	UBA-AT-40	UBA-AT-70
Measurement range	[mm]	8		13	
Repeatability typ.	[mm]	±0.1			
Resolution	[mm]	0.1			
Measurement frequency	[Hz]	500		285	
Fork width	[mm]	30	60	40	70
Radial run-out ±0.1 mm within...	[mm]	...20	...30	...46	...56
Operating principle		Ultrasonic through-beam sensor			
Output		0...10 V, 4...20 mA			
Supply	[VDC]	12...30			
Current consumption max.	[mA]	40 (at 24 VDC)			
Ripple		10 %			
Insulation voltage endurance	[V]	500			
Protection class		IP67			
Operating temperature	[°C]	0...+60			
Connection		Connector output, M12, 4 poles			
Housing		Aluminium, black anodized			
Weight	[g]	200	220	360	400

TECHNICAL DRAWING



ELECTRICAL CONNECTION

Function	Connector output	Connection cable K4P...	Connector output, M12, male	Circuit diagram
+V	Pin 1	BN		
Teach	Pin 2	WH		
GND	Pin 3	BU		
Signal	Pin 4	BK		

ORDER CODE

UBA-AT - - 24-CU

Fork width / Measurement range	
30 mm / 8 mm	30
60 mm / 8 mm	60
40 mm / 13 mm	40
70 mm / 13 mm	70

ACCESSORIES

Cable with connector (female) M12, 4 poles, shielded

K4P2M-S-M12	2 m, straight connector
K4P5M-S-M12	5 m, straight connector
K4P10M-S-M12	10 m, straight connector
K4P2M-SW-M12	2 m, angular connector
K4P5M-SW-M12	5 m, angular connector
K4P10M-SW-M12	10 m, angular connector

Digital displays for sensors with analog output, 2 channel

WAY-AX-S	Touch screen, supply: 18...30 VDC
WAY-AX-AC	Touch screen, supply: 115...230 VAC

For more information and options please refer to the [WAY-AX data sheet](#).

Subject to change without prior notice.

WayCon Positionsmesstechnik GmbH

Email: info@waycon.de

Internet: www.waycon.biz

WayCon

Positionsmesstechnik

Headquarters Munich

Mehlbeerstr. 4

82024 Taufkirchen

Tel. +49 (0)89 67 97 13-0

Fax +49 (0)89 67 97 13-250

Office Cologne

Auf der Pehle 1

50321 Brühl

Tel. +49 (0)2232 56 79 44

Fax +49 (0)2232 56 79 45