

DRAW WIRE SENSOR



Series FX-HM

Key-Features:

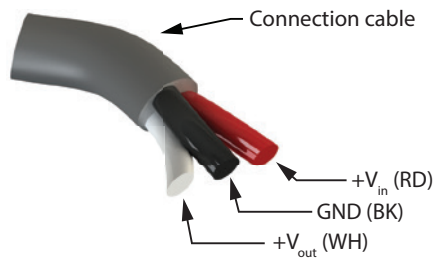
- Wear-free Hall-effect sensor element
- Ultra-compact body, Ø 38.1 mm
- ideal for applications with very high cycle numbers
- Measurement ranges from 50 up to 375 mm
- Linearity ± 1 % of full range
- Output signal 0...10 V
- Very low weight of 35 g
- Draw wire: stainless steel, jacketed stainless steel
- Thermoplastic body

Content:

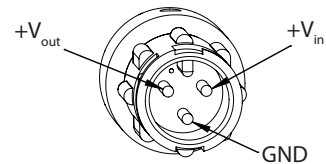
Technical Data2
Technical Drawing2
Electrical Connection3
Warning Notices3
Order Code4
Accessories4

ELECTRICAL CONNECTION

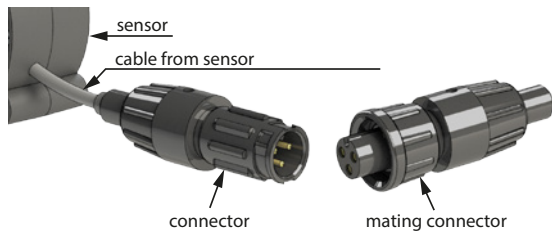
Cable output




Pin assignment connector output



Connector output option C



Connector output option K



Accessory: cable with mating connector 10248-xM (x = length in m)

WARNING NOTICES

- Don't let the rope snap back. If the rope is retracted freely, this may lead to injuries (whiplash effect) and the device may be damaged. Caution when unhooking and retracting the rope into the sensor.
- Never exceed the specified measurement range when extracting the rope!
- Do not try to open the device. The stored energy of the spring drive may lead to injuries when being mishandled.
- Do not touch the rope when operating the sensor.
- Avoid guiding the rope over edges or corners. Use a deflection pulley instead.
- Do not operate the sensor if the rope is buckled or damaged. A ripping of the rope may lead to injuries or a damaging of the sensor.

ORDER CODE

FX-HM — □ — □ □ S - 1 □ □

Measurement range [mm]	
50	2
75	3
100	4
125	5
150	6
200	8
250	10
300	12
375	15

Draw wire	
Nylon jacketed, stainless steel, Ø 0.45 mm	N
stainless steel, Ø 0.41 mm	S

Connection type	
N	cable with open ends
C	connector at cable with mating connector
K	con. at cable without mating connector

Cable length fixed cable	
P	0.15 m
Q	0.5 m
1	1 m
2	2 m

Draw wire attachment	
1	eye fitting
2	leader wire rope with fitting

ACCESSORIES

Connection cable for option K	
10248-1M	1 m, with mating connector
10248-2M	2 m, with mating connector
10248-3M	3 m, with mating connector
10248-4M	4 m, with mating connector
10248-5M	5 m, with mating connector

Digital displays for sensors with analog output, 2 channel	
WAY-AX-S	touch screen, supply: 18...30 VDC
WAY-AX-S-AC	touch screen, supply: 115...230 VAC
For more information and options please refer to the WAY-AX data sheet .	

Subject to change without prior notice.

WayCon Positionsmesstechnik GmbH
 email: info@waycon.de
 internet: www.waycon.biz



Positionsmesstechnik

Head Office
 Mehlarstr. 4
 82024 Taufkirchen
 Tel. +49 (0)89 67 97 13-0
 Fax +49 (0)89 67 97 13-250

Office Köln
 Auf der Pehle 1
 50321 Brühl
 Tel. +49 (0)2232 56 79 44
 Fax +49 (0)2232 56 79 45